



Infinite Campus Portal - Parents Quick Reference

Infinite Campus Portal is a way for parents/guardians to access student information, register students for the upcoming school year, and receive school communications. The following student information can be found on Portal:

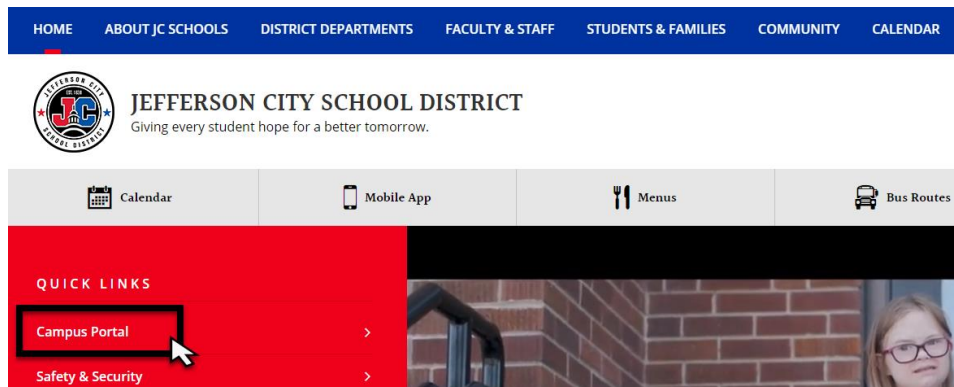
- *Grades Assignments*
- *Attendance*
- *Report Cards*
- *Schedule (Note: Schedules for grades K-5 are not an accurate reflection of a student's day. Specific subject courses have been added for grading purposes.)*
- *Unofficial Transcript*
- *Messages from School Staff*
- *Immunizations*
- *Online Registration*

Infinite Campus Portal also has a mobile application, where student information can be obtained via a mobile device. Parents can also enable notifications to be sent to their phone regarding changes in their student's attendance, grades, and assignments.

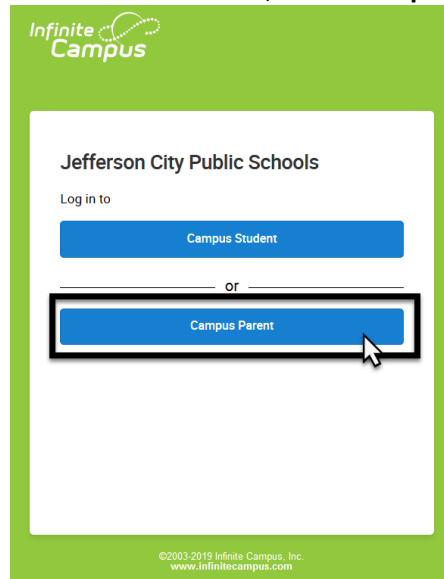
Accessing Portal Website

The portal website can be accessed in two different ways:

1. Direct URL: <https://jeffersoncitymo.infinitecampus.org/campus/portal/jeffersoncity.jsp>
2. On the Jefferson City School District website: www.jcschools.us
 - a. Click on the **Campus Portal** link on the left side under Quick Links.



b. On the next screen, select **Campus Parent**.



c. Enter the username and password.

1. If you have never set up a parent portal account, email portalhelp@jcschools.us with your name, your student(s) name(s), and school. (You must email portalhelp@jcschools.us from the email address that you have on file with your child's school.) You will receive an email with either:
 - a. Your username and a temporary password
 - b. GUID Code to create an account
 - c. An email with an URL address to activate your account

Setting up a Recovery Email

The first time you log in you will need to set up your security email for your account. This will allow you to retrieve your username and password in the event that it gets forgotten.

Step 1: Enter email address

New Account Security Email: email address that you access regularly

Confirm New Account Security Email: re-enter email

Enter Password: enter your new password

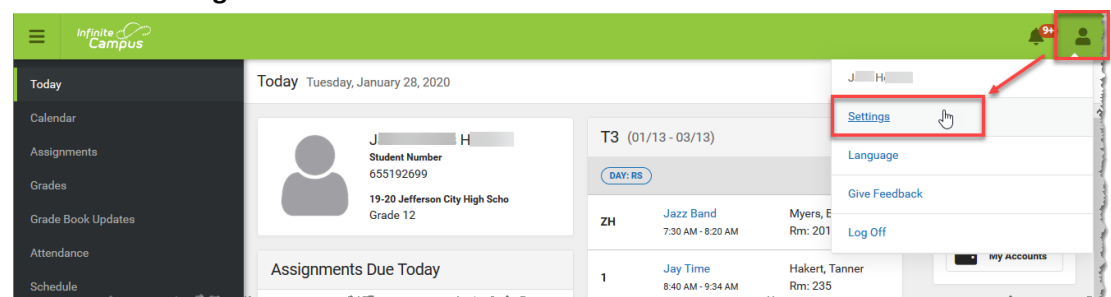
Select Save

The screenshot shows the 'Set Email' form with the following fields and values:

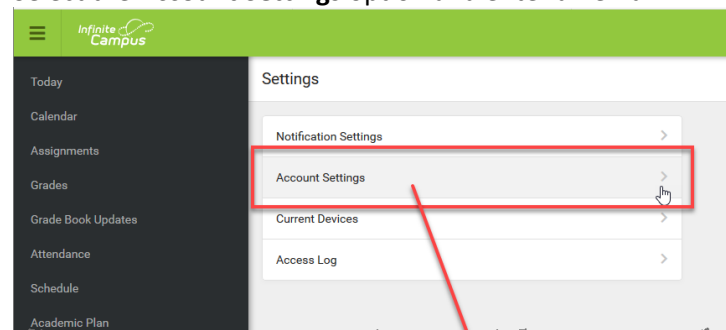
- New Account Security Email:** test email@gmail.com
- Confirm New Account Security Email:** test email@gmail.com
- Enter Campus Password:** *****

At the bottom of the form are two buttons: 'Cancel' and 'Save'.

If you are not prompted, select the **Person Icon** in the upper right hand corner of the portal and select **Settings**



Select the **Account Settings** option and enter an email.



This screenshot shows the 'Account Settings' page. The 'Account Security Email' field is highlighted with a red box and a red arrow. The field contains the email address 'jh2699@student.jcschools.us' and has an 'Update' button next to it. Below it is the 'Password' field, which is currently empty and also has an 'Update' button.

Step 2: Validate Email Address

**NOTE: Failing to complete the email validation process WILL NOT prevent the user from being able to log into Campus. However, users are highly encouraged to validate their email addresses to ensure they can successfully access the email in the event of a forgotten username or password.*

- a. Once an email address is added, a message will appear indicating that you must confirm the email address. If the email is correct and active you will receive an email containing a unique URL that has to be selected to confirm the email address.

From: <sis_campus@jcschools.us>
Date: Tue, Mar 31, 2020 at 8:33 AM
Subject: Please confirm your Infinite Campus User Account email address
To: <_____@jcschools.us>

Please click on the link below to validate your Infinite Campus User Account email address:
<https://jeffersoncitymo.infinitecampus.org/campus/unique-link/UQCHLSBC4C7E8AX9>

- b. Once you have selected the URL, a message will appear indicating the confirmation was received and their account settings are now properly established in Infinite Campus

Thank you for confirming your Infinite Campus user account email address.

You will also receive an email validating the update.

From: <sis_campus@jcschools.us>
Date: Tue, Mar 31, 2020 at 8:34 AM
Subject: Infinite Campus Account Security Email
To: <_____@jcschools.us>

You have successfully updated your Infinite Campus account security email address.
If you did not make this change, please contact your System Administrator at (573)659-3029 or via email at portalhelp@jcschools.us for assistance.

Forget Username or Password

There are links on the sign-in page called Forgot your Password? or Forgot your username. These links will direct you through steps to retrieve your Username or reset your Password.

Infinite Campus

Jefferson City Public Schools

Parent Username

Password

Log In

Forgot Password? Forgot Username? Help

Log in to Campus Student

OR

New User?

Campus Parent

Announcements
Account Security Email:
Please be sure to enter a recovery email in your **Account Settings**. This will allow you to recover your username or reset your password.

Portal Resources:
To find additional resources, such as instructional videos, FAQ's, and information on the mobile app, click on the links below:
[Parent Resources](#)
[Student Resources](#)

If you have trouble accessing the information through these steps, you will need to contact the JCSD Portal support desk at portalhelp@jcschools.us or 573-659-3043.



Infinite Campus Mobile App

- 1) To download the Infinite Campus Mobile Portal application go to any of the the following app stores:



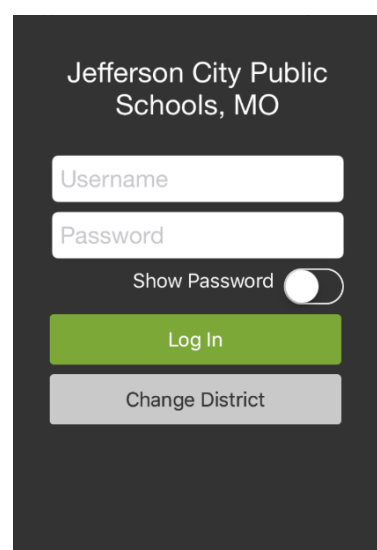

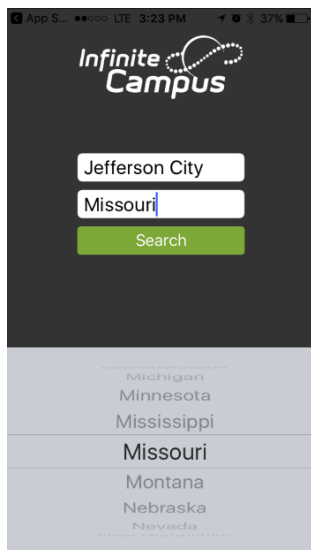
- 2) Parent/Guardian search for an app called **Campus Parent**



- Student search for an app called **Campus Student**



- 3) Launch the Campus App and then enter the district name (**Jefferson City Public Schools**) and the state (**Missouri**). Select Jefferson City Public Schools. This will take you to the login screen where you will enter your username and password to log in.



Username and Password:

When creating a username and password, the password **must** be a minimum of 8 characters and contain a combination of two or more of the following: letters (upper or lower case), numbers, symbols, punctuation.

- **Parents:** The username and password have been provided to you if a Parent Portal Request form has been completed. If you do not have a username and password, the form can be obtained at the school office or online by clicking [here](#). You will be required to show a photo ID to verify you are the guardian.
- **Students:** Students grade 6-12 have a portal account automatically created for them. The username and password have been provided to them by the school. If the student does not remember his/her username and password, please visit the counseling office.

For more information about the mobile app or for support assistance click on the link below:

